

10KBARN.COM

256.640.6430

85 N BRINDLEE MOUNTAIN
PKWY, ARAB, AL 35016

Built Strong

Based out of Arab, Alabama, on the corner of Highway 231 & 69, 10K Barns sells hand crafted sheds, barns, tiny homes, and other portable buildings. We have locationed north of the intersection between Brindlee Mountain Pkwy and Cullman Rd.

At 10K Barns, we stand behind our name. Our goal is to produce quality products, superior customer service, while maintaining a high standard of integrity with every business transaction. We strive to build lasting relationships with all employees and customers.

Looking for the perfect shed?

We're here to help you with each step from selecting the right building to providing easy delivery and setup. Our team is available to answer any questions and provide you with a custom quote.

Call: 256-640-6430

Visit Us: 85 N Brindlee Mountain Pkwy, Arab, AL 35016



10KBARN.COM



Comparison

BUILDING COMPARISONS	E CABIN	CABIN & LOFTED	CARRIAGE HOUSE
Floor Joist 12 O.C. 2x6 TR		✓	✓
Floor Joist 16 O.C. 2x6 TR	✓		
Diamond Flooring	✓	✓	✓
Studs 16 O.C.	✓	✓	✓
Eave Vents		✓	✓
Ridge Vents		✓	✓
LP Smartside	✓	✓	✓
Insulated Metal Roof		✓	✓
4/12 Roof	✓	✓	✓
6/12 Roof			✓
Carriage House Doors			✓
Windows		✓	✓
Shutters			✓
Gable Window			✓



Lofted Barn

AVAILABLE SIZES

8x12	10x20	12x24	14x20	14x32
10x12	12x16	12x28	14x24	14x36
10x16	12x20	12x32	14x28	14x40
16x40	16x44	16x48	16x52	16x56

STANDARD FEATURES

- ◆ 55" Double Doors
- ◆ 1 Window 24x36
- ◆ 6" Overhangs
- ◆ Vented Soffit & Ridge
- ◆ Gambrel Style Roof
- ◆ Metal or LP SmartSide
- ◆ Custom Sizes Available



Carriage House



AVAILABLE SIZES

10x12	12x16	12x28	14x24	14x36
10x16	12x20	12x32	14x28	14x40
10x20	12x24	14x20	14x32	
16x40	16x44	16x48	16x52	16x56

STANDARD FEATURES

- ◆ 72" Double Carriage House Doors
- ◆ 2-24x36 Windows With Rustic Shutters
- ◆ 2 Small Gable Windows
- ◆ 10x29 Transom or 14x21 Standard
- ◆ 6" Overhangs With Soffit Vents
- ◆ 6/12 Pitch Roof
- ◆ LP SmartSide (only)
- ◆ Custom Sizes Available

'E' Cabin



AVAILABLE SIZES

8x12	10x20	12x24	14x20	14x32
10x12	12x16	12x28	14x24	14x36
10x16	12x20	12x32	14x28	14x40

STANDARD FEATURES

- ◆ 55" Double Doors
- ◆ LP SmartSide (only)
- ◆ Custom Sizes Available

Ranch House



AVAILABLE SIZES

14x16	14x24	14x32	14x40
14x20	14x28	14x36	

STANDARD FEATURES

- ◆ 72" Carriage House Double
- ◆ 2 Windows (24x36) with Shutters
- ◆ 36" Carriage House Door
- ◆ LP SmartSide (only)
- ◆ Custom Sizes Available





Cabin

AVAILABLE SIZES

8x12	10x20	12x24	14x20	14x32
10x12	12x16	12x28	14x24	14x36
10x16	12x20	12x32	14x28	14x40
16x40	16x44	16x48	16x52	16x56

STANDARD FEATURES

- ◆ 55" Double Doors
- ◆ 1 Window 24x36
- ◆ 6" Overhangs
- ◆ Vented Soffit & Ridge
- ◆ 4/12 Roof Pitch
- ◆ Metal or LP SmartSide
- ◆ Custom Sizes Available

Garden Shed



AVAILABLE SIZES

8x12	10x16	12x16	12x24
10x12	10x20	12x20	

STANDARD FEATURES

- ◆ 48" Single Doors
- ◆ Metal (only)
- ◆ Custom Sizes Available

Double Wide

.....

AVAILABLE SIZES

20x20	24x24	24x32	28x32
20x24	24x28	28x28	28x40
28x44	28x48		

STANDARD FEATURES

- ◆ 36" 9-Light Door
- ◆ 4/12 Roof Pitch
- ◆ Composite Jamb
- ◆ LP SmartSide (only)
- ◆ 6" Overhangs
- ◆ Custom Sizes Available
- ◆ Vented Soffit & Ridge

Customize your double wide building with doors and windows to fit your needs.





Greenhouse

AVAILABLE SIZES

8x12	10x12	10x16	10x20
------	-------	-------	-------

STANDARD FEATURES

- ◆ 48" Single Door
- ◆ Metal (only)
- ◆ Double Shelves
- ◆ Custom Sizes Available

ADD-ONS

- ◆ Electric Vent Fan
- ◆ Windows
- ◆ Interior Water Source

Building Options



Wide Porch
4', 6', 8' Depth
10', 12', 14' Width



Timber Frame Porch
4', 6', 8' Depth
10', 12', 14' Width




Double Shelves
8', 10', 12', or 14'
Custom Sizes Available




4' Loft
8', 10', 12', or 14' Wide



Painted Wainscot



Rock Wainscot



Lux Guard Flooring




Wood Ramp
54", 72" or 9'

BUILDING ADD-ONS

Metal Colors



LP SmartSiding Colors




PLEASE NOTE THAT COLOR SWATCHES ON OUR WEBSITE ARE FOR REFERENCE ONLY AND MAY APPEAR DIFFERENTLY IN PERSON. ADDITIONALLY, MATERIAL CHOSEN FOR YOUR BUILDING MAY ALSO IMPACT THE COLOR TONES, VIBRANCY, ETC. PLEASE REFERENCE A PHYSICAL COLOR SWATCH FROM YOUR LOCAL DEALER FOR COMPARISON PRIOR TO PLACING YOUR ORDER. SUPERIOR CUSTOM BARNS WILL NOT GUARANTEE COLORS TO MATCH ONLINE REPRESENTATIONS.

Wiring

- ◆ (1) Light & Switch
- ◆ (2) Outlets & Small Breaker Panel
- ◆ Stove or Dryer Plug
- ◆ Extra Outlets & Switches
- ◆ 200 AMP Box
- ◆ 125 AMP Box

Insulation



- ◆ Fiberglass Insulation
- ◆ Foam Insulation

LP & METAL COLORS

MORE CUSTOM OPTIONS

WINDOWS




Standard Window
Uninsulated
(White or Brown)
24x36



Standard Window
Insulated
(White Only)
18x28, 24x36, 36x48



Transom Window
Uninsulated
(White or Brown)
10x35 or 10x72



Rustic Shutters
12x36 or 15x48
(Special Order Shutters
Add \$25.00)

DOUBLE & SINGLE DOORS



36" Solid Door
Composite Jamb



36" 9-Lite Door
Composite Jamb



36" Carriage
House Door



36" Carriage
House Door W/ 'X'



36" Single
Metal Door



72" Double
Metal Doors



72"
Double Doors



72" Carriage
House Doors



72" Carriage House
Doors With 'X'

GARAGE DOORS




8"
Rollup Door



6"
Rollup Door



Standard Garage Door
Insulated / Uninsulated
(White Only)
Awning Available on Garage Doors.



9x7 Carriage House Garage Door
Insulated / Uninsulated
(White, Almond, Brown, Desert Tan,
Sand Stone, Walnut, Cherry)



Delivery & Set Up

Our trusted drivers will deliver your 10K building to your desired location. They will contact you to schedule ideal delivery time.

All buildings are set and leveled upon delivery. We ask customers to prepare the building's site in advance to ensure proper delivery and placement. Preparation of the building's site is the responsibility of the customer. The site must be fairly leveled with a clear passage way for delivery with no gates, trees or other large objects preventing placement.

Manufacture Warranty

We stand behind our products. Every 10K building comes with a 1-year manufacture warranty. This does not cover normal wear or abuse of the building. Our siding, flooring and roofing materials come with their own manufacturing warranty.

Rent-To-Own

At 10K Barns, we make it easy for anyone to purchase a 10K building with our Rent-To-Own plan.

ADVANTAGES

No credit check, No security deposit, everyone is approved. Easy manageable terms.

FLEXIBLE OPTIONS

Select the right term for you. We offer 24, 36, 48, and 60 month options.

EASY OWNERSHIP

Rent for only a few years with equal monthly payments and own it for a lifetime. 90 days same as cash



Let's Get Started

Have a buildings in mind? Our team of specialists is here to assist you in custom building your own shed. Or visit us online to locate a retailer near you!

10KBARN.COM



[TESTIMONIAL]

"Excellent quality and friendly service."

- Rachel



10KBARN.COM



COMPLETE YOUR SHED
WITH OUR

Custom Wiring Package